

Missouri State Senate District 34 Republican Polling

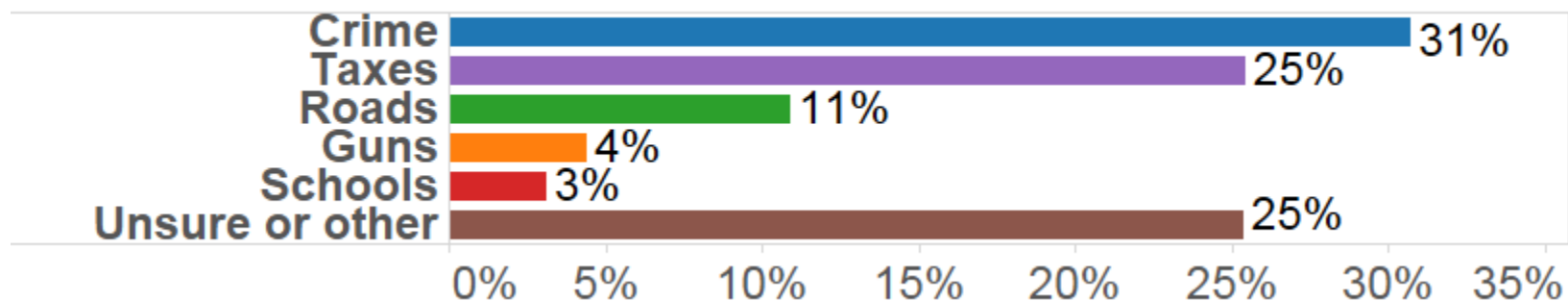
Contact: Doug Kaplan. 407-242-1870

Executive Summary

Gravis Marketing, a nonpartisan research firm, conducted a random survey of 42 registered Republican voters across Missouri's 34th State Senate District. The poll was conducted on July 26th and has a margin of error of $\pm 15.1\%$. The totals may not round to 100% because of rounding. The survey was conducted using interactive voice responses. The results are weighted by voting demographics. The poll was paid for by the Missouri Times.

2) I am going to read you some issues facing Missouri and the State Officials. Please tell me what issue you believe is most important for our elected state Officials to address.

Q2: ISSUES

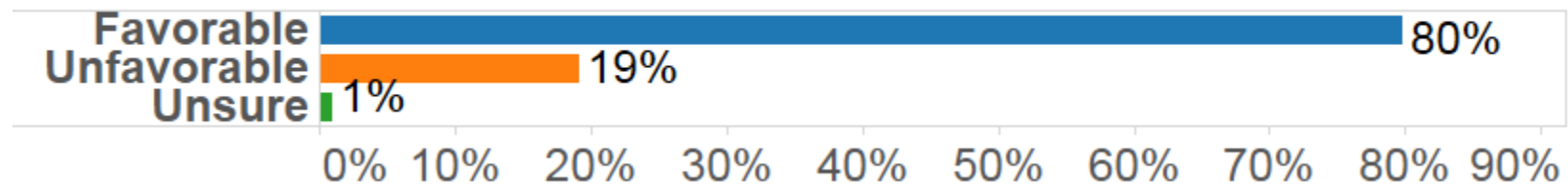


		Race			Age group				Gender	
		Hispanic	Other/no affiliation	White/Caucasian	30-44	45-54	55-64	65 or over	Female	Male
Q2: IMPORTANTISSUE	Crime	17.6%	69.4%	29.4%	13.7%	38.7%	33.6%	32.9%	36.7%	25.2%
	Guns	0.0%	4.5%	4.5%	0.0%	0.0%	0.0%	17.1%	7.0%	2.0%
	Roads	33.2%	0.0%	10.9%	3.1%	19.3%	0.0%	20.6%	22.7%	0.1%
	Schools	49.2%	0.0%	2.3%	3.1%	0.0%	1.3%	8.2%	0.0%	6.0%
	Taxes	0.0%	26.1%	26.0%	80.1%	22.8%	0.0%	13.0%	2.2%	46.9%
	Unsure or other	0.0%	0.0%	27.0%	0.0%	19.3%	65.1%	8.2%	31.5%	19.7%

I am going to read you a list of people, please indicate whether you have a favorable, or unfavorable opinion of each person.

3) President Donald Trump

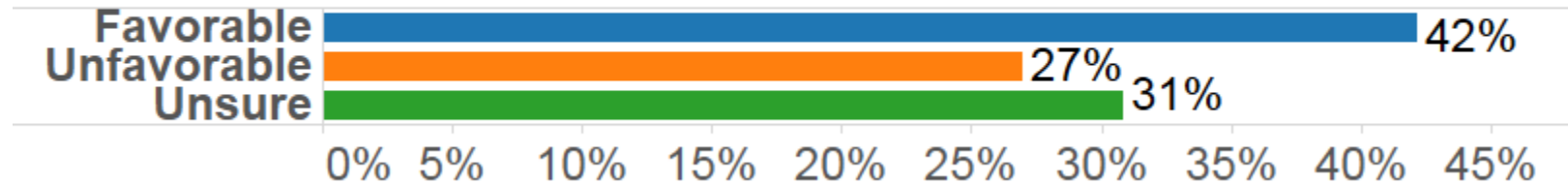
Q3: TRUMP



		Race			Age group				Gender	
		Hispanic	Other/no affiliation	White/Caucasian	30-44	45-54	55-64	65 or over	Female	Male
Q3: TRUMPOPINION	Favorable	37.5%	90.9%	80.2%	93.8%	100.0%	67.6%	61.7%	66.2%	92.3%
	Unfavorable	62.5%	9.1%	18.7%	6.2%	0.0%	32.4%	34.2%	31.6%	7.7%
	Unsure	0.0%	0.0%	1.1%	0.0%	0.0%	0.0%	4.1%	2.2%	0.0%

4) Tony Luetkemeyer

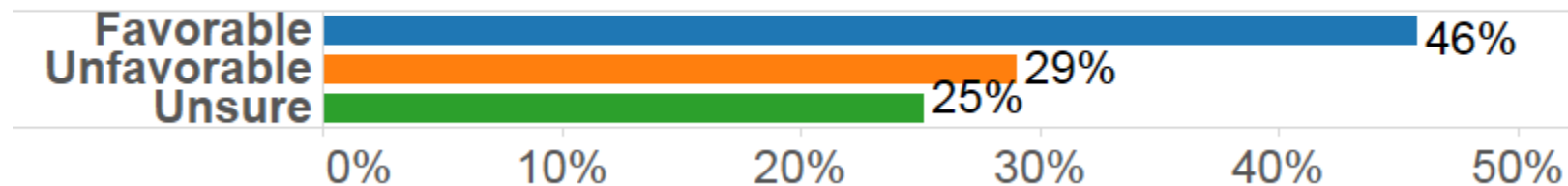
Q4: LUETKEMEYER



		Race			Age group				Gender	
		Hispanic	Other/no affiliation	White/Caucasian	30-44	45-54	55-64	65 or over	Female	Male
Q4: LUETKEMEYER	OPINION Favorable	68.6%	73.9%	40.2%	96.9%	19.4%	35.2%	29.6%	11.2%	70.7%
	Unfavorable	0.0%	4.6%	28.5%	0.0%	19.3%	32.4%	50.0%	40.3%	14.7%
	Unsure	31.4%	21.5%	31.2%	3.1%	61.3%	32.4%	20.5%	48.5%	14.6%

5) Harry Roberts

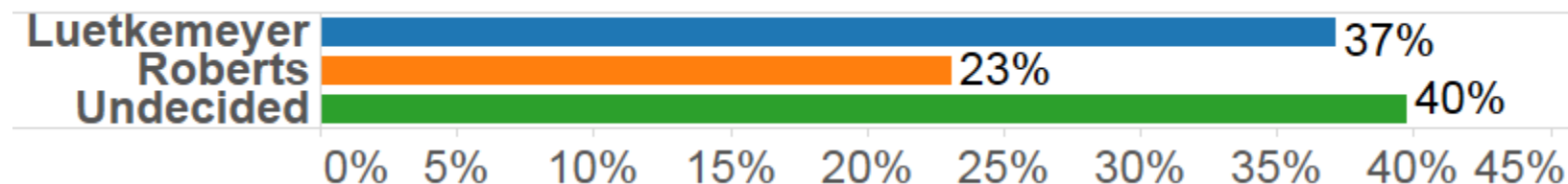
Q5: ROBERTS



		Race			Age group				Gender	
		Hispanic	Other/no affiliation	White/Caucasian	30-44	45-54	55-64	65 or over	Female	Male
Q5: ROBERTS	OPINION Favorable	37.5%	4.6%	47.7%	0.0%	58.0%	67.3%	46.1%	68.2%	25.1%
	Unfavorable	62.5%	4.5%	29.3%	86.3%	19.4%	0.0%	25.3%	8.3%	48.2%
	Unsure	0.0%	90.9%	22.9%	13.7%	22.6%	32.7%	28.6%	23.6%	26.7%

6) In the Republican Primary for Missouri State Senate District 34, who do you plan to vote for?

Q6: REPUBLICAN PRIMARY

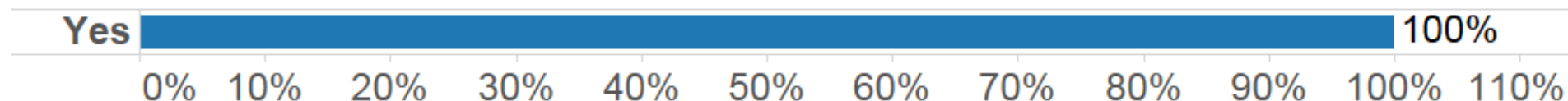


	Race			Age group				Gender	
	Hispanic	Other/no affiliation	White/Caucasian	30-44	45-54	55-64	65 or over	Female	Male
Q6: D34PRIMARY Luetkemeyer	19.7%	26.0%	38.0%	80.1%	22.8%	34.0%	21.4%	7.7%	64.3%
Roberts	17.8%	4.6%	24.0%	0.0%	19.3%	33.7%	33.6%	33.7%	13.3%
Undecided	62.5%	69.4%	38.0%	19.9%	58.0%	32.4%	45.0%	58.6%	22.4%

The following questions are for demographic purposes:

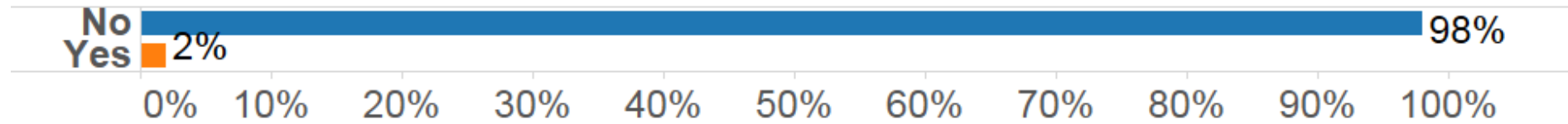
1) Do you plan to vote in the upcoming Republican Primary election in Missouri?

Q1: VOTE IN REPUBLICAN PRIMARY



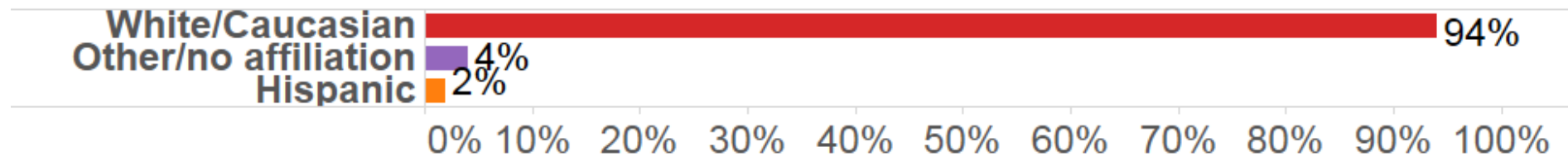
7) Are you or is a member of your immediate family from a Latino, Hispanic or Spanish speaking background?

Hispanic



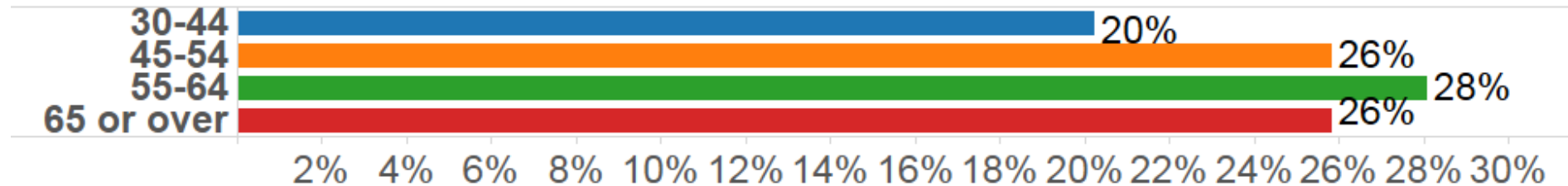
8) What race do you identify yourself as?

Race



9) How old are you?

Age group



10) What is your gender?

Gender

